

**Council for the Advancement of
Native Development Officers**

Financial Statements

March 31, 2009

Council for the Advancement of Native Development Officers

Financial Statements

March 31, 2009

Page

Management's Responsibility for Financial Reporting 3

Auditors' Report 4

Financial Statements

Statement of Financial Position 5

Statement of Equity in Operating Fund 6

Statement of Equity in Capital Assets 6

Statement of Equity in Scholarship Fund 6

Summary Statement of Revenue and Expenditures 7

Statement of Cash Flows 8

Notes to Financial Statements 9 - 12

Statements of Revenue and Expenditures by Program

Operations Program 13

Certification Program 14

HRSDC Guidebook Program 15

Annual Conference Program 16

Council for the Advancement of Native Development Officers

Management's Responsibility for Financial Reporting


March 31, 2009

The accompanying financial statements are the responsibility of management. The financial statements have been prepared by management in accordance with Canadian generally accepted accounting principles for local governments established by the Canadian Institute of Chartered Accountants and necessarily include estimates which are based on management's best judgements.


Management is also responsible for implementing and maintaining a system of internal controls designed to give reasonable assurance that transactions are appropriately authorized, assets are safeguarded from loss and financial records are properly maintained to provide reliable information for the preparation of financial statements.

The Board of Directors is responsible for ensuring that management fulfills its responsibilities for financial reporting and internal control. The financial statements have been reviewed and approved by Board of Directors

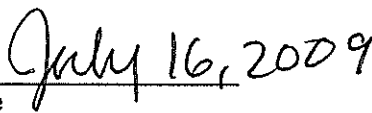
MacKay LLP, an independent firm of Chartered Accountants, has been engaged to examine the financial statements in accordance with Canadian generally accepted auditing standards. Their report stating the scope of their examination and opinion on the financial statements, follows.



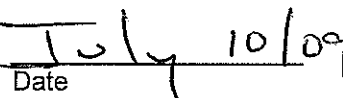
Secretary - Treasurer



Executive Director



Date



Date

**CHARTERED
ACCOUNTANTS**

MacKay LLP

705 Highfield Place
10010 – 106 Street
Edmonton, Alberta T5J 3L8
Tel (780) 420-0626
Fax: (780) 425-8780
www.MacKayLLP.ca

mackay.ca

Auditors' Report

**To the Members of
Council for the Advancement of Native Development Officers**

We have audited the statement of financial position of the Council for the Advancement of Native Development Officers as at March 31, 2009 and the statements of revenue and expenditures, net assets and cash flows for the year then ended. These financial statements are the responsibility of the organization's management. Our responsibility is to express an opinion on these financial statements based on our audit.

Except as explained in the following paragraph, we conducted our audit in accordance with Canadian generally accepted auditing standards. Those standards require that we plan and perform an audit to obtain reasonable assurance whether the financial statements are free of material misstatement. An audit includes examining, on a test basis, evidence supporting the amounts and disclosures in the financial statements. An audit also includes assessing the accounting principles used and significant estimates made by management, as well as evaluating the overall financial statement presentation.

As with many non-profit organizations, the Council for the Advancement of Native Development Officers received donations and sponsorships, the completeness of which cannot be established due to the nature of donated revenue.

In our opinion, except for the effect of adjustments, if any, had we been able to satisfy ourselves concerning the completeness of donated revenue as disclosed in the preceding paragraphs, these financial statements present fairly, in all material respects, the financial position of the Council for the Advancement of Native Development Officers as at March 31, 2009 and the results of its operations and its cash flows for the year then ended in accordance with Canadian generally accepted accounting principles.

MACKAY LLP

**Edmonton, Canada
May 7, 2009**

Chartered Accountants

Council for the Advancement of Native Development Officers

Statement of Financial Position

March 31,	2009	2008
Assets		
Current assets		
Cash	\$ -	\$ 136,988
Accounts receivable (Note 4)	293,702	100,415
Inventory	15,000	15,000
Prepaid expenses	35,372	14,605
Due from related party (Note 5)	36,106	11,035
	380,180	278,043
Capital assets		
Capital assets (Note 6)	33,443	45,801
	\$ 413,623	\$ 323,844

Liabilities



Current liabilities		
Bank indebtedness	13,602	-
Accounts payable	\$ 63,003	\$ 105,396
Deferred revenue	8,355	9,809
Current portion of long term debt (Note 7)	3,131	2,920
	88,091	118,125
Long-term debt (Note 7)	796	3,959
	88,887	122,084

Net Assets

Equity in Operating Fund	295,220	162,839
Equity in Capital Assets	29,516	38,921
	324,736	201,760
	\$ 413,623	\$ 323,844

Commitments (Note 8)
Contingencies (Note 9)
Economic dependence (Note 11)

Approved on behalf of the Board

 Director
 Director

Council for the Advancement of Native Development Officers

Statement of Equity in Operating Fund

For the year ended March 31,	2009	2008
Balance, beginning of year	\$ 162,839	\$ 193,465
Excess (deficiency) of revenue over expenditures	122,975	(58,711)
Transfer to equity in capital assets	9,406	28,085
Balance, end of year	\$ 295,220	\$ 162,839

Statement of Equity in Capital Assets

For the year ended March 31,	2009	2008
Balance, beginning of year	\$ 38,921	\$ 67,006
Additions:		
Net additions (dispositions)	778	(12,593)
Principal repayment of long-term debt	2,953	2,723
Total additions	3,731	(9,870)
Deductions:		
Amortization of capital assets	(13,136)	(18,215)
Balance, end of year	\$ 29,516	\$ 38,921

Statement of Equity in Scholarship Fund

For the year ended March 31,	2009	2008
Balance, beginning of year	\$ -	\$ 15,898
Deductions:		
Transfer to National Indigenous Economic Education Fund	-	(15,898)
Balance, end of year	\$ -	\$ -

Council for the Advancement of Native Development Officers

Summary Statement of Revenue and Expenditures

For the year ended March 31	2009	2008
Revenue		
Indian and Northern Affairs Canada	\$ 882,832	\$ 591,356
Conference registration and events	99,152	125,376
Administrative costs recovered	90,786	123,463
Corporate sponsorship	133,500	81,700
In kind contributions	37,600	28,800
Other income	26,149	28,309
Aboriginal Business Canada	15,000	20,000
Memberships	24,920	16,890
Guidebook sales	2,056	11,198
HRSDC	3,736	8,833
Journal	1,529	9,268
Resource library	119	1,301
Program administration and transcript fee	10,500	156
	1,327,879	1,046,650
Expenditures		
Accounting and legal	21,688	16,444
Accreditation process	5,556	3,368
Advertising and promotions	34,494	22,684
Amortization	13,136	18,215
Bad debts (recovery)	481	(4,995)
Computer and website	10,826	25,444
Conferences and events	143,838	85,290
Consulting fees	13,807	48,003
Equipment and rental	5,266	5,440
In kind expenses	37,600	28,800
Insurance	3,050	3,195
Interest and bank charges	12,948	6,296
Loss on disposal of capital assets	-	14,275
Meeting facilities	2,381	8,960
Memberships	6,397	2,966
Office and administration	135,142	223,544
Postage and courier	24,533	17,917
Regional sessions and training workshops	29,479	4,121
Educational materials and translations	343	5,757
Telephone	32,776	26,901
Travel	155,123	132,698
Wages and benefits	516,040	410,038
	1,204,904	1,105,361
Excess (deficiency) of revenue over expenditures	\$ 122,975	\$ (58,711)

Council for the Advancement of Native Development Officers

Statement of Cash Flows

For the year ended March 31,	2009	2008
Cash flows from		
Operating activities		
Excess (deficiency) of revenue over expenditures	\$ 122,975	\$ (58,711)
Items not affecting cash		
Amortization	13,136	18,215
Loss on disposal of capital assets	-	14,275
	136,111	(26,221)
Change in non-cash operating working capital		
Accounts receivable	(193,287)	61,581
Inventory	-	(251)
Prepaid expenses	(20,767)	(388)
Accounts payable	(42,391)	6,820
Deferred revenue	(1,454)	9,809
	(121,788)	51,350
Financing activities		
Due to related parties	(25,071)	(11,035)
Repayment of long term debt	(2,953)	(2,724)
	(28,024)	(13,759)
Investing activities		
Capital asset additions	(778)	(1,631)
Transfer of Scholarship Fund to related party	-	(15,949)
	(778)	(17,580)
Increase (decrease) in cash	(150,590)	20,011
Cash, beginning of year	136,988	116,977
Cash (bank indebtedness), end of year	\$ (13,602)	\$ 136,988

Council for the Advancement of Native Development Officers

Notes to Financial Statements

March 31, 2009

1. Operations

The Council for the Advancement of Native Development Officers ("CANDO") is an apolitical Not-for-Profit Society incorporated under the Canada Corporations Act. It supports community economic development through the provision of services to Economic Development Officers ("EDO") and through the promotion, education and training opportunities.

2. Basis of Presentation and Significant Accounting Policies

These financial statements have been prepared in accordance with Canadian generally accepted accounting principles for local government entities, as defined in the CICA Public Sector Accounting and Auditing Handbook, which encompasses the following principles:

(a) Capital assets

Capital assets are recorded at cost and, amortized at rates and methods to amortize the cost over their useful lives.

(b) Inventory

Inventory is valued at the lower of cost and net realizable value. Cost is determined by the first-in first-out method.

(c) Revenue Recognition

CANDO follows the deferral method of accounting for contributions. Revenue is recognized as it becomes available under the terms of the applicable funding agreement. Funding received under the funding agreement which relates to a subsequent fiscal period is reflected as deferred revenue in the year of receipt and classified as such on the Statement of Financial Position.

(d) Financial Instruments

All significant financial assets, financial liabilities and equity instruments of the entity are either recognized or disclosed in the financial statements together with other information relevant for making a reasonable assessment of future cash flows, interest rate risk and credit risk.

(e) Use of Estimates

The preparation of financial statements in conformity with Canadian generally accepted accounting principles requires management to make estimates and assumptions that affect the reported amounts of assets and liabilities and disclosures of contingent assets and liabilities at the date of the financial statements, and the reported amounts of revenue and expenses during the reporting period. Actual results could differ from those estimates.

Included in revenue and expenses are contributions in kind. Management has estimated the value of the contributions in kind based upon their value to the organization.

Council for the Advancement of Native Development Officers

Notes to Financial Statements

March 31, 2009

3. Future changes to significant accounting policies

Financial Instruments

In December 2006, the CICA issued Handbook Section 3862, "Financial Instruments - Disclosures" and Section 3863, "Financial Instruments - Presentation". Originally required to be implemented for fiscal years beginning on or after October 1, 2007, the CICA has extended the implementation date for one year, to fiscal years beginning on or after October 1, 2008. Management now intends to implement these sections effective April 1, 2009.

Section 3862 establishes standards for disclosures about financial instruments and non-financial derivatives and identifies the information that should be disclosed about them. Section 3863 establishes standards for presentation of financial instruments and non-financial derivatives. Transitional provisions are complex and vary based on the type of financial instruments under consideration. The effect on the organization's financial statements is not expected to be material.

Allocated expenses

In May 2008, the CICA issued Handbook Section 4470, "Disclosure of Allocated Expenses by Not-for-Profit Organizations". This standard is effective for annual financial statements relating to fiscal years beginning on or after January 1, 2009. The standard provides guidance on disclosures. The effect on the organization's financial statements is not expected to be material.

4. Accounts Receivable

	2009	2008
Holdbacks receivables - INAC	\$ 252,364	\$ 59,136
Trade accounts receivable	41,338	42,279
Allowance for doubtful accounts	-	(1,000)
	<hr/>	<hr/>
	\$ 293,702	\$ 100,415

5. Due from related party

CANDO is related to the National Indigenous Economic Education Fund ("NIEEF"), as the Executive Committee of CANDO is the Board of Directors of NIEEF. During the year, NIEEF paid \$57,174 (2008 - \$60,898) to CANDO for various expense reimbursements and CANDO paid \$22,500 (2008 - \$15,000) to NIEEF as a contribution. These transactions are in the normal course of business and are measured at the exchange amount, which is the amount of consideration established and agreed to by the related parties.

At March 31, 2009, NIEEF owed CANDO \$36,106 (2008 - \$11,035). The amount is unsecured, non-interest bearing and has no specific terms of repayment.

Council for the Advancement of Native Development Officers

Notes to Financial Statements

March 31, 2009

6. Capital Assets

	Rate	Cost	Accumulated Amortization	2009 Net Book Value	2008 Net Book Value
Computer equipment	33%	\$ 177,911	\$ 158,708	\$ 19,203	\$ 27,692
Furniture and equipment	20%	82,555	69,593	12,962	16,202
Website design	3 yr SL	8,537	7,259	1,278	1,907
		\$ 269,003	\$ 235,560	\$ 33,443	\$ 45,801

7. Long-term Debt

	2009	2008
Peace Hills Trust loan repayable in monthly payments of \$276 including interest of 7%. Secured by collateral assignment over funds held all deposit in the Peace Hills Trust general operating account, due January 2011.	\$ 3,927	\$ 6,879
Less: Current portion	(3,131)	(2,920)
	\$ 796	\$ 3,959
Principal portion of long-term debt due within the next two years:		
2010	\$ 796	
2011	96	
	\$ 892	

8. Commitments

CANDO has entered into a 5 year lease expiring October 2009. Annual lease commitments for 2009 and 2010 will be \$35,420 and \$20,662 respectively.

9. Contingencies

The organization has been named as defendant in a legal action for breach of contract. The claim against the organization is for \$188,190. As the outcome of the action cannot be determined and the amount to be awarded, if any, cannot be estimated, no amount has been recorded in these financial statements.

Council for the Advancement of Native Development Officers

Notes to Financial Statements

March 31, 2009

10. Financial Instruments

Financial instruments consist of recorded amounts of accounts receivable and due from related party which will result in future cash receipts, as well as bank indebtedness, accounts payable and long-term debt which will result in future cash outlays.

CANDO is exposed to the following risks in respect of certain of the financial instruments held:

Credit risk

Credit risk arises from the potential that a counter party will fail to perform its obligations. The organization is exposed to credit risk from customers. However, the organization has a significant number of customers which minimizes concentration of credit risk.

Fair value

CANDO's carrying value of accounts receivable, bank indebtedness and accounts payable approximates its fair value due to the immediate or short-term maturity of these instruments.

The fair value of the amounts due from related party is less than the carrying value, as the amounts are non-interest bearing. As the amounts have no terms or repayment, the fair value cannot be calculated with any degree of certainty.

The carrying value of the long-term debt approximates the fair value as the interest rates are consistent with the current rates offered to the organization for debt with similar terms.

Interest rate risk

CANDO is exposed to interest rate price risk through its fixed rate debt as the value will fluctuate as a result of changes in market rates.

11. Economic Dependence

CANDO receives a significant portion of its revenue from the Federal Government of Canada. The ability of the organization to continue operations is dependent upon the Government of Canada's continued financial commitment.

12. Comparative Amounts

Certain of the comparative amounts have been reclassified to conform with the presentation adopted in the current year.

Council for the Advancement of Native Development Officers

Operations Program Statement of Revenue and Expenditures

For the year ended March 31	2009	2008
Revenue		
Indian and Northern Affairs Canada	\$ 867,832	\$ 576,356
HRSDC	3,736	4,088
Administrative costs recovered	69,688	123,463
Memberships	24,920	16,890
In kind contributions	20,000	14,800
Journal	1,529	9,268
Other income	8,429	5,976
Resource library	119	1,301
	996,253	752,142
Expenditures		
Accounting and legal	21,688	16,444
Advertising and promotions	9,249	9,073
Amortization	13,136	18,215
Bad debt (recovery)	(1,919)	(4,995)
Computer	9,101	23,211
Conferences and events	9,603	400
Consulting fees	13,807	17,299
Equipment	5,266	5,440
In kind expenses	20,000	14,800
Insurance	1,727	3,195
Interest and bank charges	12,699	6,081
Loss on disposal of capital assets	-	14,275
Meeting facilities	2,031	8,960
Memberships	6,397	2,966
Office and administration	95,988	144,205
Postage, courier	24,533	17,917
Regional sessions	-	4,121
Resource Library	343	1,471
Telephone	29,261	26,901
Travel	92,574	75,389
Wages and benefits	513,156	401,657
	878,640	807,025
Excess (deficiency) of revenue over expenditures	\$ 117,613	\$ (54,883)

Council for the Advancement of Native Development Officers

Certification Program Statement of Revenue and Expenditures

For the year ended March 31	2009	2008
Revenue		
Conference registration and events	\$ 15,000	\$ -
Program administration and transcript fee	10,500	156
Other income	-	25
	25,500	181
Expenditures		
Accreditation process	5,556	3,368
Advertising and promotions	-	129
Conferences and events	665	(1)
Regional sessions	18,500	-
Wages and benefits	-	743
	24,721	4,239
Excess (deficiency) of revenue over expenditures	\$ 779	\$ (4,058)

Council for the Advancement of Native Development Officers

HRSDC Guidebook Program Statement of Revenue and Expenditures

For the year ended March 31	2009	2008
Revenue		
Guidebook sales	\$ 2,056	\$ 11,198
HRSDC	-	4,745
Other income	71	1,511
	2,127	17,454
Expenditures		
Interest and bank charges	202	71
Office and administration	-	8,005
Resource Library	-	4,286
Wages and benefits	-	369
	202	12,731
Excess of revenue over expenditures	\$ 1,925	\$ 4,723

Council for the Advancement of Native Development Officers

Annual Conference Program Statement of Revenue and Expenditures

For the year ended March 31	2009	2008
Revenue		
Conference registration and events	\$ 84,152	\$ 125,376
Corporate sponsorship	133,500	81,700
Other government sources	17,649	20,797
Aboriginal Business Canada	15,000	20,000
Indian and Northern Affairs Canada	15,000	15,000
In kind contributions	17,600	14,000
Administrative costs recovered	21,098	-
	303,999	276,873
Expenditures		
Advertising and promotions	25,245	13,482
Bad debt (recovery)	2,400	-
Computer	1,725	2,233
Conferences and events	133,570	84,890
Consulting fees	-	30,704
In kind expenses	17,600	14,000
Insurance	1,323	-
Interest and bank charges	47	148
Meeting facilities	350	-
Office and administration	39,154	71,331
Regional sessions	10,979	-
Telephone and utilities	3,515	-
Travel and accommodations	62,549	57,309
Wages and benefits	2,884	7,269
	301,341	281,366
Excess (deficiency) of revenue over expenditures	\$ 2,658	\$ (4,493)
